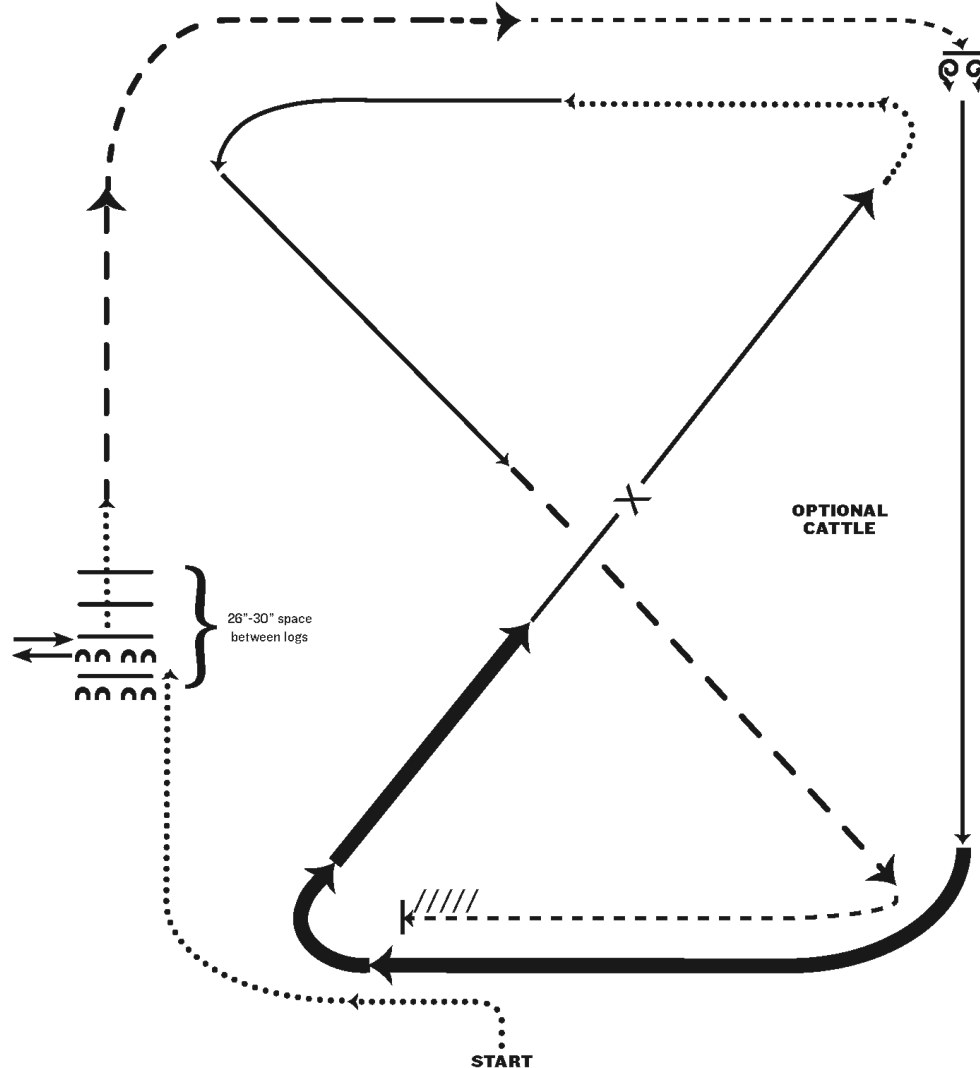


Scenic City Summer Show

Ranch Riding

Show Date: July 3, 2025



1. Walk
2. Side pass left across first log, side pass 1/2 way to right
3. Walk across logs
4. Extended trot
5. Trot
6. Stop, 360 degree turn each direction (either direction 1st) (L-R or R-L)
7. Lope right lead
8. Extended lope (right lead)
9. Collect lope, change leads (simple or flying)
10. Walk
11. Lope left lead
12. Extended trot
13. Trot
14. Stop and back

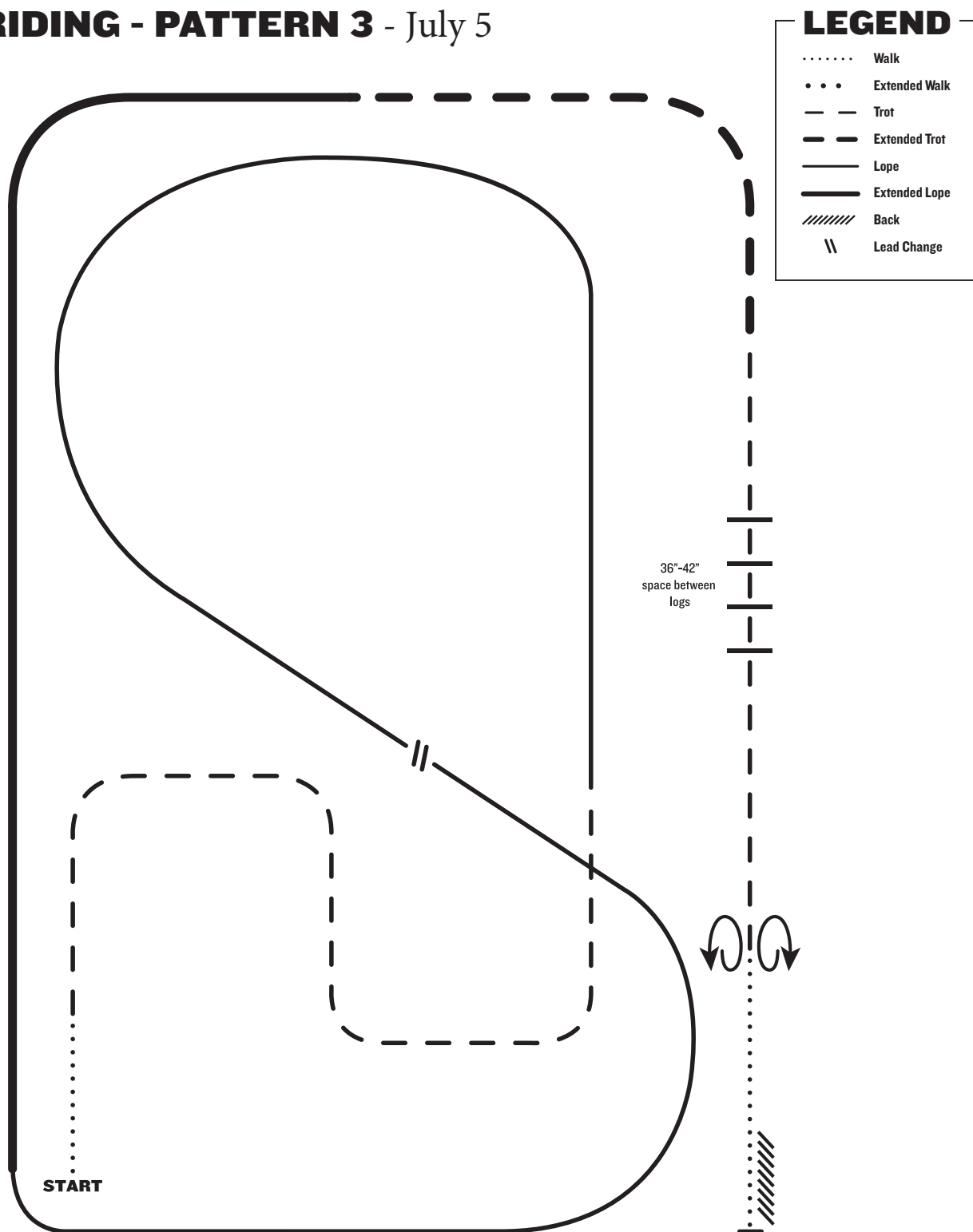
Note: The drawn description of this pattern is only intended for the general depiction of the pattern. Exhibitors should utilize the arena space to best exhibit their horses.

[RR/AQHA-8]

Pattern Provided by:

Libby Michaud

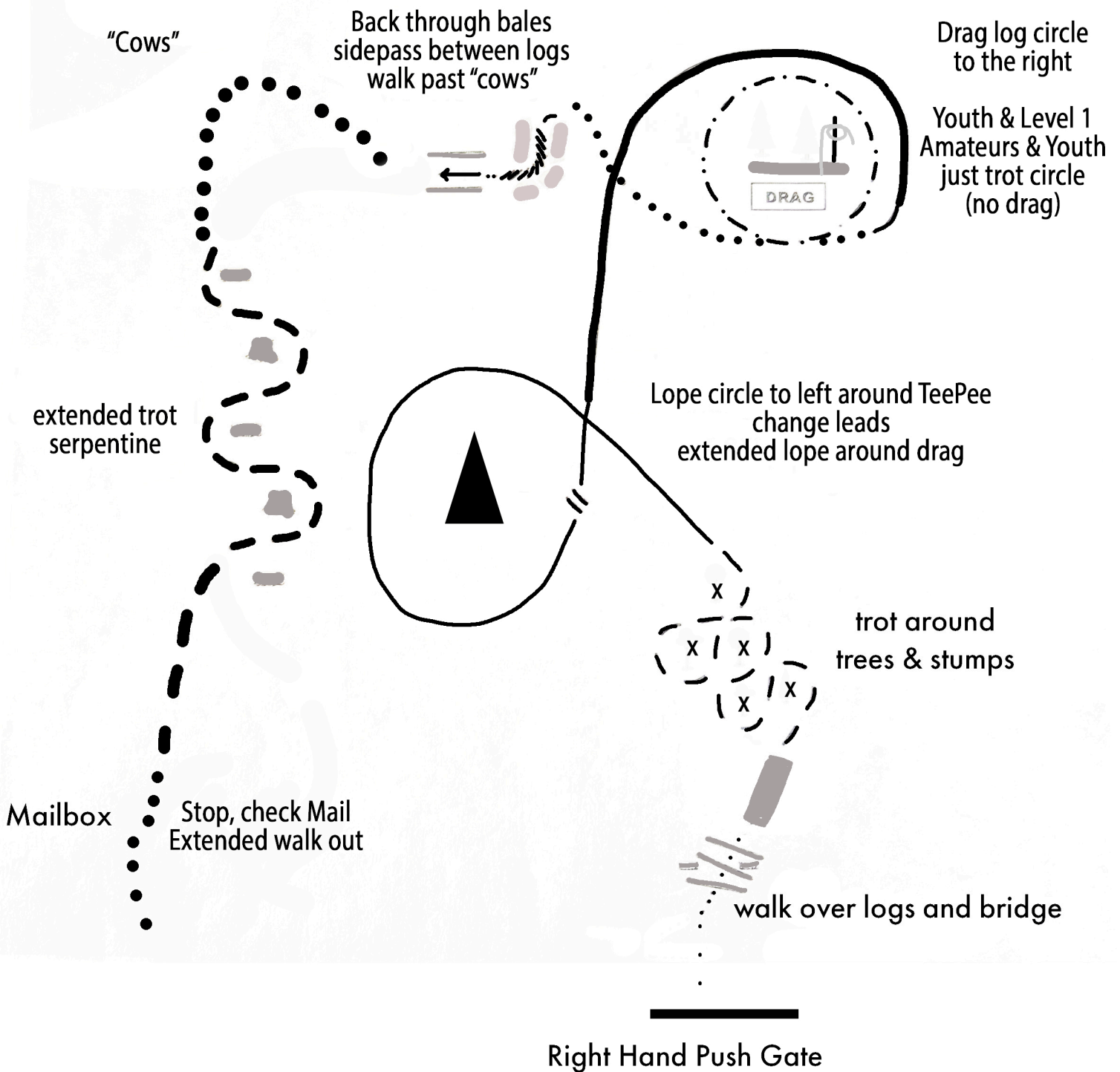
RANCH RIDING - PATTERN 3 - July 5



- I. Walk
2. Trot serpentine
3. Lope left lead around the end of the arena and then diagonally across the arena
4. Change leads (simple or flying)
5. Lope right lead around end of the arena
6. Extend lope on the straight away and around corner to the center of the arena
7. Extend trot around corner of the arena
8. Collect to a trot
9. Trot over logs
10. Stop, 360° turn each direction (either direction 1st) (L-R or R-L)
- II. Walk, stop and back

Note: The drawn description of this pattern is only intended for the general depiction of the pattern. Exhibitors should utilize the arena space to best exhibit their horses.

Scenic City Ranch Trail
July 4, 2025



Pattern depiction is solely meant for general representation. Exhibitors are encouraged to make the most of the arena space to effectively show their horse's abilities. Show management may adjust the pattern to properly fit the arena and allow for flow between obstacles. The "cows" will not be live cattle.

Pattern depiction is solely meant for general representation. Exhibitors are encouraged to make the most of the arena space to effectively show their horse's abilities. Show management may adjust the pattern to properly fit the arena and allow for flow between obstacles.

Scenic City Ranch Trail July 5, 2025

